

**ATG**

BETTER VALUE.  
SMARTER CHOICE.

# TYRE RANGE

AGRICULTURE | FLOTATION | FORESTRY | INDUSTRIAL & OTR

 **ALLIANCE**  
ENGINEERED TO KEEP YOU AHEAD





# ATG

BETTER VALUE.  
SMARTER CHOICE.

## ABOUT ALLIANCE TIRE GROUP (ATG)

ATG develops, manufactures and markets superior quality Off-Highway tyres globally under three well-known brands: Alliance, Galaxy and Primex. Specializing in Agriculture, Forestry, Industrial and OTR tyres, the Group is one of the fastest growing players in the Off-Highway tyre market.

ATG is dedicated to providing its customers with the lowest Total Cost of Ownership (TCO) through superior products and exceptional customer support services. ATG has a set of core values and strongly held beliefs focused upon the Group's commitment towards Innovative Technology, Customer Centricity, Excellence, Integrity, Accountability and Functional Cost Efficiency.

ATG owns two manufacturing plants; one in Hadera, Israel and the other in Tamil Nadu, Southern India. These facilities comply with strict international standards of manufacturing and are ISO certified. The products manufactured meet environmental compliances which are in line with the global markets. ATG has four R&D centres, one each in India, Israel, South Africa and the United States of America, which makes it possible to engineer products to specific market need. ATG's regional offices are present in India, Israel, South Africa, Netherlands and the United States. Also enhancing ATG's global reach are its representatives and offices in countries such as Argentina, Australia, Brazil, Canada, China, France, Germany, Iberia, Italy, Scandinavia, Turkey, Ukraine and United Kingdom.

## VISION STATEMENT

To be one of the top three global market leaders in Agricultural, Forestry and Construction (AFC) tyre segments and to build a strong presence in the niche Earthmoving tyre segments such as Port and Underground mining.

## MISSION STATEMENT

Our purpose is to deliver superior value to the users of our products through lowest Total Cost of Ownership (TCO). We will achieve this effectively through focus on innovation, technology and cost efficient manufacturing and distribution practices.

## ATG: ALLIANCE TECHNOLOGICAL ADVANCEMENTS



# INDEX

## AGRICULTURE



- Tractor Drive Radial IF / VF 09
- Tractor Drive Radial R-1W 09
- Tractor Drive Radial R-1 09
- Tractor Drive Radial Multiuse 10
- Tractor Drive Diagonal R-1 10



- Drive Wheel R-3 10
- Row Crop 11
- Combine Harvester & Spreader 11
- Lawn & Turf Implement 12
- Front / Implement 12-13

## FLOTATION



- Flotation Radial 16
- Agricultural Loader 16
- Flotation Diagonal 16



# INDEX

## FORESTRY



- Log Skidder Forestry LS-2 19
- Forwarders & Harvesters 19
- Forestry Flotation 19
- Agro Forestry 19-20

## INDUSTRIAL & OTR



- Skid Steer 24
- Backhoe Loader 24
- Telehandler 24
- Compact Wheel Loader 25
- Earthmover / Loader / Grader (Radial) 25
- Earthmover / Loader / Grader (Diagonal) 25-26
- Port and Industrial 26
- Mobile Crane 26
- Underground Mining 27
- Excavator 27
- Compactor 27



 **ALLIANCE**






























































# PRODUCT RANGE





# WORLD LEADER IN

## 44 Patterns,

| TRACTOR DRIVE RADIAL  |   |  |   |
|---|---|--|---|
| R-1   | R-1W  | IF / VF  | MULTIUSE  |
| <ul style="list-style-type: none"> <li>Designed with 10% higher NSD than standard R-1 tyre requirements</li> <li>Provides excellent traction</li> <li>Ensures low rolling resistance which results in better fuel economy</li> </ul>  | <ul style="list-style-type: none"> <li>20-25% higher tread depth than R-1 tyres</li> <li>Provides excellent traction in soft and wet soil</li> </ul>  | <ul style="list-style-type: none"> <li>IF: Carries upto 20% higher load at standard inflation pressure</li> <li>VF: Carries upto 40% higher load at standard inflation pressure</li> <li>Reduces soil compaction</li> <li>Larger footprint &amp; better traction</li> <li>Better fuel economy</li> </ul> | <ul style="list-style-type: none"> <li>Steel belted radial</li> <li>Low soil compaction</li> <li>Low rate of wear</li> <li>Better fuel economy</li> <li>Suitable multi terrain and multi applications</li> </ul>  |
| <b>80/85 Series</b><br><br><b>356</b><br><br><br> | <br><b>385</b><br><br><br><br> | <br><b>AGRIFLEX 372</b><br><br>                   | <br><b>550</b><br><br>       |
| <br><b>387</b><br><br><br>                        | <br><b>FarmPRO 85</b><br><br><br>   |  |   |
|   | <br><b>FarmPRO II</b><br><br><br>   |  |   |
| <b>70 Series</b>  | <br><b>370</b><br><br><br>  | <br><b>AGRIFLEX 372</b><br><br>             | <br><b>550</b><br><br> |
|   | <br><b>FarmPRO 70</b><br><br><br>   | <br><b>AGRIFLEX + 372</b><br><br>           |   |
| <b>65 Series</b>  | <br><b>365</b><br><br><br>  | <br><b>AGRIFLEX 372</b><br><br>             | <br><b>550</b><br><br> |
| <b>Extra Large</b>  | <br><b>AGRISTAR XL 378</b><br><br><br>  | <br><b>AGRIFLEX 372</b><br><br>             |   |


























































## AGRICULTURAL

Alliance agricultural tyres are designed for top performance under all working conditions. They are manufactured for agricultural jobs including occasional use on road. Alliance is in a unique position as leader in Row Crop Narrow Radial tyres. The tractor tyre program, both in Diagonal and Radial constructions is wide, ranging from small, low power machines to high power custom tractors. Special combine tyres from Alliance enhance the world-class range of agricultural tyres.



# AGRICULTURAL TYRES

Over 450 Sizes.

| COMBINE HARVESTER RADIAL   | TRACTOR DRIVE DIAGONAL  | MANURE SPREADER / TANKER   | IMPLEMENT  |
|--|---|--|--|
| <b>R-1W</b>  | <b>R-1</b>  | <b>R-1</b>   | <b>Free Rolling</b>  |
| <ul style="list-style-type: none"> <li>Large footprint</li> <li>Higher traction</li> <li>Lower soil compaction</li> </ul>   <p><b>375</b></p>  |   <p><b>358</b></p>   | <ul style="list-style-type: none"> <li>Available in special LI for high load carrying capacity</li> <li>Higher traction</li> </ul>   <p><b>356</b></p> |   <p><b>543</b></p>  |
|   <p><b>376</b></p>  | <b>R-3</b>  | <b>R-1W</b>  | <b>222</b>   |
| <b>IF / VF</b>   | <ul style="list-style-type: none"> <li>Suitable for agricultural equipment</li> </ul>   <p><b>329</b></p>   | <ul style="list-style-type: none"> <li>Available in special LI for high load carrying capacity</li> </ul>   <p><b>360</b></p>                          |   <p><b>222</b></p>  |
| <ul style="list-style-type: none"> <li>IF: Carries upto 20% higher load at standard inflation pressure</li> <li>VF: Carries upto 40% higher load at standard inflation pressure</li> <li>Reduces soil compaction</li> <li>Larger footprint &amp; better traction</li> <li>Better fuel economy</li> </ul>   <p><b>AGRIFLEX 372</b></p> | <b>ROW CROP</b>   | <b>TRACTOR FRONT</b>   | <b>319</b>   |
| <b>R-1</b>   | <b>R-1</b>  | <b>Front RIB F-2</b>   | <b>Traction</b>  |
| <ul style="list-style-type: none"> <li>High load capacities at low inflation pressure</li> <li>Minimum ground pressure</li> </ul>   <p><b>570</b></p>  | <ul style="list-style-type: none"> <li>Better traction</li> <li>Lower soil compaction</li> <li>Better crop protection</li> </ul>   <p><b>350</b></p>  | <ul style="list-style-type: none"> <li>Raised center rib design for good steering</li> </ul>   <p><b>303</b></p>                                   | <ul style="list-style-type: none"> <li>Superior traction</li> </ul>   <p><b>AS - 323</b></p>   |
| <b>COMBINE HARVESTER DIAGONAL</b>  | <b>R-1W</b>   | <b>IMPLEMENT</b>   | <b>R-3</b>   |
| <b>R-1</b>   | <ul style="list-style-type: none"> <li>Better traction</li> <li>Lower soil compaction</li> <li>Better crop protection</li> </ul>   <p><b>842 FarmPRO</b></p>  | <b>Free Rolling</b>  | <ul style="list-style-type: none"> <li>High flotation characteristic</li> </ul>   <p><b>316</b></p>  |
| <ul style="list-style-type: none"> <li>Tyre with stubble guard compound</li> </ul>   <p><b>349</b></p>   | <b>IF / VF</b>  | <b>571 RADIAL</b>  | <b>Lawn &amp; Turf</b>   |
| <b>TRACTOR DRIVE DIAGONAL</b>  | <ul style="list-style-type: none"> <li>IF: Carries upto 20% higher load at standard inflation pressure</li> <li>VF: Carries upto 40% higher load at standard inflation pressure</li> <li>Larger footprint &amp; better traction</li> <li>Reduces soil compaction</li> <li>Better fuel economy</li> </ul>   <p><b>AGRIFLEX 354</b></p> | <ul style="list-style-type: none"> <li>High flotation characteristics</li> <li>Widest range offering in the industry</li> </ul>   <p><b>527</b></p> | <ul style="list-style-type: none"> <li>Larger footprint ensures uniform ground pressure distribution</li> <li>Increased turf protection</li> </ul>   <p><b>221</b></p> |
| <b>R-1</b>   | <ul style="list-style-type: none"> <li>Designed for agricultural tractors</li> </ul>   <p><b>304</b></p>  |   <p><b>520</b></p>   |   <p><b>312</b></p>  |
| <b>324</b>   | <b>AGRIFLEX+ 354</b>  | <b>320 VP</b>  | <b>322</b>   |
|   <p><b>324</b></p>  |   <p><b>AGRIFLEX+ 354</b></p>   |   <p><b>320 VP</b></p>  |   <p><b>322</b></p>  |
| <b>347</b>   | <b>AGRIFLEX 363</b>   | <b>542</b>   | <b>332</b>   |
|   <p><b>347</b></p>  |   <p><b>AGRIFLEX 363</b></p>  |   <p><b>542</b></p>   |   <p><b>332</b></p>  |

# AGRICULTURE



# AGRICULTURE



**372** R-1W

**AGRIFLEX + (VF)**

- VF 620/70R26
- VF 600/60R28
- VF 600/70R28 CFO
- VF 600/60R30
- VF 600/70R30
- VF 650/75R30 CFO
- VF 710/60R38
- VF 710/60R42

**AGRIFLEX (IF)**

- IF 620/70R26\*
- IF 420/85R28

- IF 600/70R28
- IF 600/70R30
- IF 1250/50R32\*
- IF 520/85R38
- IF 520/85R42
- IF 710/70R42
- IF 710/65R46\*

**AGRIFLEX (IF) CFO**

- IF 520/80R26 CFO
- IF 600/65R28 CFO
- IF 620/75R30 CFO
- IF 650/75R30 CFO

- IF 800/65R32 CFO
- IF 800/70R32 CFO
- IF 900/60R32 CFO
- IF 650/65R34 CFO
- IF 710/85R38 CFO
- IF 800/70R38 CFO
- IF 900/60R38 CFO
- IF 580/85R42 CFO
- IF 710/75R42 CFO



**378 XL** R-1W

**AGRISTAR**

- 620/75R30
- 710/55R30
- 710/60R30
- 600/70R34
- 710/60R34
- 650/75R38
- 900/55R38
- 900/60R38
- 710/75R42
- 900/50R42
- 900/60R42



**365** R-1W

**AGRISTAR**

- 420/65R20
- 440/65R24
- 480/65R24
- 540/65R24
- 480/65R28
- 540/65R28
- 600/65R28
- 540/65R30
- 600/65R30
- 540/65R34
- 600/65R34

- 540/65R38
- 600/65R38
- 650/65R38
- 710/70R38
- 650/65R42
- 710/70R42

**VF**

- VF 600/65R28 NRO
- VF 650/65R42\*



**370** R-1W

- 200/70R16
- 240/70R16
- 260/65R16
- 260/70R16
- 280/65R16
- 280/70R16
- 320/65R16
- 280/70R18
- 260/70R20
- 280/70R20
- 300/70R20
- 320/70R20
- 340/65R20
- 360/70R20
- 380/70R20
- 320/70R24
- 360/70R24
- 380/70R24
- 420/70R24
- 480/70R24
- 620/70R26
- 750/70R26
- (28.1R26)
- 19.5LR28
- 360/70R28
- 380/70R28
- 420/70R28
- 480/70R28
- 600/70R28
- 420/70R30
- 19.5LR30
- 480/70R30
- 600/70R30
- 480/70R34
- 520/70R34
- 480/70R38
- 520/70R38
- 580/70R38
- 710/70R38
- 800/70R38
- 580/70R42
- 710/70R42
- 19.5LR28
- 480/70R28
- 19.5LR30
- (480/70R30)

RADIAL TRACTOR



**385** R-1W

- 11.2R20
- 460/85R34
- 380/80R38
- 480/80R46
- 520/85R46
- 280/85R20
- 320/85R20
- 320/85R24
- 340/85R24
- 380/85R24
- 420/85R24
- 380/85R28
- 420/85R28
- 420/85R30
- 380/85R34
- 420/85R34
- 460/85R34
- 420/85R38
- 460/85R38
- 520/85R38
- 650/85R38
- 520/85R42
- (20.8R42)
- 420/80R46
- 520/85R46
- 480/80R50



**FarmPRO 845** R-1W

- 280/70R20
- 300/70R20
- 320/70R20
- 320/70R24
- 360/70R24
- 380/70R24
- 420/70R24
- 480/70R24
- 320/70R28
- 360/70R28
- 380/70R28
- 420/70R28
- 480/70R28
- 600/70R28
- 420/70R30
- 480/70R30
- 520/70R30
- 600/70R30
- 480/70R34
- 520/70R34
- 480/70R38
- 520/70R38
- 580/70R38
- 710/70R38
- 710/70R42



**FarmPRO 842** R-1W

- 280/85R20
- 320/85R20
- 280/85R28
- 420/90R30
- 320/85R36
- 340/85R36
- 320/85R38
- 340/85R38
- 380/80R38
- 520/85R38
- 320/80R42
- 320/90R42
- 320/90R46
- 380/90R46
- 480/80R46
- 520/85R46



**FarmPRO 846** R-1W

- 250/85R24
- 280/85R24
- 320/85R24
- 340/85R24
- 380/85R24
- 420/85R24
- 250/85R28
- 280/85R28
- 320/85R28
- 340/85R28
- 380/85R28
- 420/85R28
- 380/85R30
- 420/85R30
- 420/90R30
- 460/85R30
- 320/85R32
- 380/85R34
- 420/85R34
- 460/85R34
- 320/85R36
- 340/85R36
- 320/85R38
- 340/85R38
- 380/80R38
- 420/85R38
- 460/85R38
- 520/85R38
- 480/80R42
- 520/85R42
- 480/80R46
- 520/85R46



**356** R-1

- 11.2R24
- 12.4R24
- 13.6R24
- 14.9R24
- 16.9R24
- 9.5R24
- 14.9R26
- 16.9R26
- 18.4R26
- 11.2R28
- 12.4R28
- 13.6R28
- 14.9R28
- 16.9R28
- 9.5R28
- 16.9R38
- 18.4R38
- 20.8R38
- 380/80R38
- 400/75R38
- 18.4R42
- 20.8R42
- 14.9R46
- 18.4R46
- 14.9R38
- 15.5R38
- 16.9R38
- 18.4R38
- 20.8R38
- 380/80R38
- 400/75R38
- 18.4R42
- 20.8R42
- 14.9R46
- 18.4R46

**Tractor Front Special**

- 16.9R24
- 14.9R26
- 16.9R26
- 18.4R26
- 16.9R28
- 14.9R30
- 16.9R30



**387** R-1

- 14.9LR20
- 16.9R30

\*Under development

# AGRICULTURE

RADIAL TRACTOR



**550**

R-4

|              |            |            |            |           |
|--------------|------------|------------|------------|-----------|
| 250/80R16    | 340/80R24  | 400/80R28  | 440/80R34  | 650/65R42 |
| 340/80R18    | (12.5R24)  | (14.9R 28) | (16.9R 34) | 710/70R42 |
| (12.5/80R18) | 360/80R24  | 440/80R28  | 480/80R34  |           |
| 365/70R18    | (13.6R 24) | (16.9R 28) | (18.4R 34) |           |
| 405/70R18    | 400/80R24  | 480/65R28  | 480/80R38  |           |
| 340/80R20    | (14.9R 24) | 540/65R28  | (18.4R 38) |           |
| 365/70R18    | 420/65R24  | 440/80R30  | 540/80R38  |           |
| 405/70R18    | 440/80R24  | (16.9R 30) | (20.8R 38) |           |
| 340/80R20    | (16.9R24)  | 480/80R30  | 600/65R38  |           |
| 360/70R20    | 460/65R24  | (18.4R 30) | 650/65R38  |           |
| 360/80R20    | 480/65R24  | 540/65R30  | 650/85R38  |           |
| 300/80R24    | 540/65R24  | 600/70R30  | 620/80R42  |           |



**304**

R-1

12.4-24  
14.9-24  
16.9-24  
18.4-26  
13.6-28  
18.4-28  
13.6-36  
12.4-38  
13.6-38  
14.9-38



**324**

R-1

**DRIVE WHEEL**  
14.9-28  
16.9-28  
9.5-20  
9.5-22  
11.2-24  
12.4-24  
13.6-24  
14.9-24  
8.3-24  
9.5-24  
18.4-26  
11.2-28  
12.4-28  
13.6-28

**IMPLEMENT**  
14.9-28  
16.9-28  
8.3-28  
14.9-30  
16.9-30  
18.4-30  
12.4-32  
9.5-32  
16.9/14-34  
18.4-34  
9.5-36  
12.4-36  
270/95-38

**FARMPRO**  
12.4-28  
13.6-28  
14.9-28  
16.9-28  
16.9-30  
18.4-30  
16.9-34  
18.4-34  
12.4-36\*  
14.9-24  
16.9-24  
18.4-26  
11.2-28  
15.5-38  
16.9-38  
18.4-38

BIAS TRACTOR



**357**

R-1

**DRIVE WHEEL**  
12.4-24  
13.6-28  
12.4-36  
13.6-38  
14.00-38  
15.5-38  
18.4-38  
14.9-24  
16.9-24  
14.9-28  
15.5-38



**358**

R-1

**HEAVY DUTY**  
16.5/85-24  
**DRIVE WHEEL**  
14.9-24  
14.9-28  
15.5-38



**347**

R-1

**DRIVE WHEEL**  
23.1-26  
23.1-30  
24.5-32  
23.1-34  
13.6-36  
16.9-38  
18.4-38  
20.8-38



**768**

R-1

**IRRIGATION**  
195/65-15  
11.2-24  
14.9-24  
11.2-38



**348**

R-1

**TRAC PRO**  
12.4-28  
13.6-28  
14.9-28  
16.9-28  
16.9-30  
18.4-30



**329**

R-3

**DRIVE WHEEL**  
14.9-24  
16.9-24  
18.4-26  
23.1-26  
**HEAVY DUTY**  
28L-26  
13.6-28  
**IMPLEMENT**  
13.50-16.1SL



**337**

R-1W+

14.9-24  
14.9-28  
16.9-34

# AGRICULTURE

ROW CROP



**354**

R-1W

**AGRIFLEX+ (VF)**

VF 380/80R38  
VF 320/105R46  
VF 380/90R46  
VF 520/85R46  
VF 320/90R50  
VF 480/80R50  
VF 480/95R50

**AGRIFLEX (IF)**

IF 420/85R34  
IF 380/80R38  
IF 380/95R38

IF 320/105R46

IF 320/90R46  
IF 380/90R46  
IF 520/85R46  
IF 340/85R48  
IF 320/90R50  
IF 320/105R50  
IF 380/105R50\*  
IF 380/105R50  
IF 380/90R50  
IF 480/80R50  
IF 480/95R50

IF 230/115R54

IF 270/105R54\*  
IF 320/90R54  
IF 320/105R54  
IF 380/90R54  
IF 380/105R54\*



**363**

R-4

**AGRIFLEX+ (VF)**

VF 380/90R46  
VF 230/95R48  
VF 270/95R48  
VF 270/95R54

**AGRIFLEX (IF)**

IF 320/90R46  
IF 380/90R46  
IF 480/80R50



**350**

R-1

**NARROW RADIAL**

230/95R32  
270/95R32  
8.3R32  
9.5R32  
11.2R36  
230/95R36  
270/95R36  
8.3R36  
9.5R36  
11.2R38  
(270/95R38)

9.5R40  
(230/95R40)  
9.5R42  
(230/95R42)  
11.2R42  
(270/95R42)  
11.2R44  
9.5R44  
(230/95R44)  
270/95R44  
8.3R44  
9.5R44

13.6R46  
14.9R46  
270/95R46  
(11.2R46)  
300/95R46  
320/90R46  
(12.4R46)  
340/85R46  
380/105R46  
380/90R46  
(14.9R46)  
13.6R48

230/95R48  
(9.5R48)  
270/95R48  
(11.2R48)  
320/90R50  
380/105R50  
380/90R50  
(14.9R50)  
12.4R52  
300/95R52  
11.2R54  
12.4R54

270/95R54  
320/90R54  
380/90R54

**IRRIGATION**

11.2-38  
(270/95-38)

COMBINE HARVESTER & SPREADERS



**372**

R-1

**AGRIFLEX+ (VF)**

VF 620/70R26  
VF 600/60R28  
VF 600/70R28 CFO  
VF 600/60R30  
VF 600/70R30  
VF 650/75R30 CFO  
VF 710/60R38  
VF 710/60R42

**AGRIFLEX (IF)**

IF 420/85R28  
IF 600/70R28

IF 600/70R30  
IF 520/85R38  
IF 520/85R42  
IF 710/70R42

**AGRIFLEX CFO (IF)**

IF 520/80R26 CFO  
IF 600/65R28 CFO  
IF 620/75R30 CFO  
IF 650/75R30 CFO  
IF 800/65R32 CFO

IF 800/70R32 CFO  
IF 900/60R32 CFO  
IF 650/65R34 CFO  
IF 710/85R38 CFO  
IF 800/70R38 CFO  
IF 900/60R38 CFO  
IF 580/85R42 CFO  
IF 710/75R42 CFO



**376 MULTISTAR**

R-1

750/50R26  
1050/50R32  
680/85R32  
900/60R32



**375**

R-1

1000/50R25  
620/75R26  
650/75R32  
800/65R32  
800/70R32  
900/60R32  
900/75R32  
1050/50R32  
620/75R34  
710/75R34  
520/85R46

**AGRIFLEX+ (VF)**  
VF 800/65R32



**360**

R-1

23.1-26  
28L-26  
30.5L-32  
800/65R32  
**IMPLEMENT**  
540/65R30



**356**

R-1

18.4-30  
16.9-34  
18.4-34  
16.9-38  
18.4-38  
20.8-38  
(Des. 385)  
14.9R46  
18.4R46



**349**

R-3

23.1-26  
28L-26  
30.5L-32



**570**

R-1

500/70R24 IMP  
500/85R24 IMP  
500/85R30 IMP  
620/70R30 IMP



**336**

R-1

360/80-20 IMP  
(14.5/75-20)  
23.1-26

\*Under development

# AGRICULTURE

LAWN & TURF & GRASSLANDS



**GLASSLAND**  
31x15.50-15  
33x15.5-15  
450/55-17

**IMPLEMENT RADIAL**  
425/55R17  
440/50R17  
500/55R20

**221**

G-2



**GLASSLAND**  
26x12.00-12

**312**

G-2



**GLASSLAND**  
33x16LL-16.1  
41x14.00-20  
44x18.00-20

**322**

G-3



**GLASSLAND**  
26x12.00-12

**332**

I-3



**HEAVY DUTY**  
9.00-16HD  
**TRACTOR FRONT**  
5.00-15  
10.00-16  
11.00-16  
5.50-16  
6.00-16  
6.50-16  
7.50-16  
9.00-16  
7.50-18  
6.00-19

**303**

F-2

6.50-20  
400/60-15.5  
360/65-16\*  
14.0/65-16  
360/65-16  
340/55-16  
15.0/55-17  
(380/55-17)  
19.0/45-17  
(480/45-17)  
500/50-17  
12.5/80-18  
320/80-18

16.0/70-20  
400/70-20  
500/55-20  
560/60-22.5  
600/55-22.5  
700/45-22.5  
**TRACPRO 303 (2-RIB)**  
6.00-16  
**TRACPRO 303 (3-RIB)**  
7.50-16  
**FARMPRO 303**  
5.00-15  
10.00-16

11.00-16  
5.50-16  
6.00-16  
6.50-16  
7.50-16  
7.50-16  
9.00-16  
7.50-18  
4.00-19  
6.00-19  
7.50-20



14L-16.1SL

**313**

F-2

IMPLEMENTS & FRONT



**RADIAL**  
280/70R15  
340/60R16.5  
380/55R16.5  
**STEEL BELTED**  
500/50R17  
560/45R22.5  
620/40R22.5  
620/50R22.5  
710/40R22.5  
620/55R26.5  
710/50R26.5  
800/45R26.5

**381**

I-2



**IMPLEMENT**  
340/65R18

**571**

I-3



15.0/55-17

**319**

I-1



**IMPLEMENT**  
10.0/75-15.3  
11.5/80-15.3  
12.5-15.3  
500/55-15.5  
13.0/75-16  
14.0/65-16  
500/50-17  
10.5/80-18  
12.5/80-18  
13.0/65-18  
15.0/70-18

**VALUE PLUS**  
14.5/75-20  
16.0/70-20  
10.0/75-15.3  
11.5/80-15.3  
12.5/80-15.3  
400/60-15.5  
6.00-16  
10.5/65-16  
13.0/55-16  
12.5/80-18

**320**

I-1



400/60-15.5  
14.0/65-16  
340/55-16  
15.0/55-17  
19.0/45-17  
500/50-17  
12.5/80-18  
16.0/70-20  
500/55-20  
560/60-22.5  
600/55-22.5  
700/45-22.5

**FarmPRO 327**

I-1



11.25-24SL  
11.25-28SL

**351**

I-1

# AGRICULTURE

IMPLEMENTS & FRONT



11L-15  
16.5L-16.1SL  
15.0/55-17  
19.0/45-17  
20.00-20  
21.0/80-20  
550/60-22.5  
600/55-22.5

**222**

I-1



11L-14SL  
9.5L-14SL  
11L-15SL  
12.5L-15SL  
6.70-15SL  
7.60-15SL  
9.5L-15SL  
11.00-16SL  
7.50-16SL  
9.00-16SL  
19L-16.1SL  
21.5L-16.1SL

**542**

I-1



11L-15FI  
12.5L-15FI  
9.5L-15FI

**543**

I-1



10.0/75-15.3  
11.5/80-15.3  
7.50-16

**323 AS**

R-1



9.00-13

**223**

I-1



6.50/80-12  
6.50/80-15  
6.50-16  
7.50-16  
8.25-16  
7.00-18

**324**

R-1



400/60-15.5 SB  
500/60-15.5 SB  
500/55-17 SB  
400/55-17.5  
42x25.00-20 NHS  
44x18.00-20 NHS  
48x25.00-20 NHS  
48x31.00-20 NHS  
  
**VALUE PLUS**  
10.0/75-15.3  
400/60-15.5

**328**

I-3



12.4-16

**316**

R-3

# FLOTATION











































**PIONEER  
IN FLOTATION RADIAL**

# FLOTATION

16 Patterns, Over 150 Sizes

| TANKER / TRAILER  |  | DUMPER   | GRASSLAND  | AGRICULTURAL TRUCK/HIGH SPEED  |
|---|--|--|--|--|
| Radial  | Diagonal   | Radial   | Radial   | High Speed (Upto 100 km/h)   |
| <ul style="list-style-type: none"> <li>Suitable for on and off road applications</li> <li>Larger footprint area ensures even ground pressure distribution, thus minimizing soil compaction</li> <li>Steel reinforced tyres for high cuts and puncture resistance</li> </ul>   <p><b>393</b></p> | <ul style="list-style-type: none"> <li>High load carrying capacity at low inflation pressure</li> <li>Excellent grip suitable for free rolling and drive wheel applications</li> </ul>   <p><b>222</b></p> | <ul style="list-style-type: none"> <li>Pioneers in radial flotation tyre for excavators, dumpers and small loaders</li> <li>Developed to carry high loads on the most tough terrain conditions</li> <li>Steel belts for high cuts &amp; puncture resistance</li> <li>Unique sidewall construction enables high machine stability and tilt characteristics</li> </ul>   <p><b>390</b></p> | <ul style="list-style-type: none"> <li>Developed to serve the needs of specific niche applications on sensitive surfaces like grasslands</li> <li>Unique rib pattern to ensure lowest possible soil compaction</li> <li>The shoulder lugs, with excellent self cleaning capabilities</li> <li>Designed to reduce tyre slippage</li> <li>Lower soil compaction</li> </ul>   <p><b>381</b></p> | <ul style="list-style-type: none"> <li>Designed for high speed upto 100 km/h</li> <li>Special Heat Resistant Compound</li> <li>An All Steel construction for excellent cuts and puncture resistance</li> </ul>   <p><b>382 MPT</b></p> |
|   <p><b>390</b></p>   |   <p><b>328</b></p>  |   <p><b>390 HD</b></p>   |   <p><b>380</b></p>  |   <p><b>380 MPT</b></p>  |
|   <p><b>380</b></p>   |   <p><b>331</b></p>  |   <p><b>380 HD</b></p>   | <p>Diagonal</p>   <p><b>FarmPRO IMP 327</b></p>  |   <p><b>390 MPT</b></p>  |
|   <p><b>388</b></p>   |   <p><b>328 VP</b></p>   |  |  |  |
|   <p><b>882</b></p>   |  |  |  |  |
|   <p><b>885</b></p>   |  |  |  |  |

## FLOTATION

Pioneer and leader in Flotation Radial tyres. Alliance Flotation tyres are engineered and designed to provide exceptional flotation properties on various terrains and are suitable for a wide range of machines and implements that need high load capacity, yet cause minimal soil disturbance and crop damage. Alliance has the widest range of Flotation tyres in Radial and Bias construction that provide optimized solutions for all kinds of applications and terrains due to their large range of tread patterns.

# FLOTATION

RADIAL FLOTATION



**390** I-2

**IMPLEMENT**  
 500/60R22.5  
 560/45R22.5  
 560/60R22.5  
 580/65R22.5  
 600/50R22.5  
 28LR26  
 620/75R26  
 710/65R26  
 600/55R26.5  
 650/55R26.5  
 710/50R26.5

800/45R26.5  
 600/60R30.5  
 710/50R30.5  
 750/60R30.5  
 850/50R30.5  
 30.5LR32  
 800/60R32  
**HEAVY DUTY**  
 560/60R22.5  
 560/60R22.5  
 710/65R26

600/55R26.5  
 650/55R26.5  
 710/50R26.5  
 600/60R30.5  
 710/50R30.5  
 750/60R30.5  
**MPT**  
 500/45R22.5  
 600/50R22.5



**393** I-2

**HEAVY DUTY RADIAL**  
 35.5LR32  
 (900/65R32)



**382 MPT** I-2

400/55R22.5  
 600/50R22.5



**380** I-3

**IMPLEMENT**  
 550/45R22.5  
 560/45R22.5  
 560/60R22.5  
 580/65R22.5  
 600/50R22.5  
 600/55R22.5  
 620/40R22.5  
 650/50R22.5  
 710/45R22.5  
 750/45R22.5  
 600/55R26.5

650/55R26.5  
 650/60R26.5  
 650/65R26.5  
 710/50R26.5  
 750/45R26.5  
 650/65R30.5  
 750/60R30.5

**HEAVY DUTY**  
 560/60R22.5  
 600/50R22.5  
 750/45R22.5  
 600/55R26.5

650/55R26.5  
 650/60R26.5  
 650/65R26.5  
 710/50R26.5  
 650/65R30.5  
 800/60R32

**HI SPEED**  
 600/50R22.5 MPT



**388** I-3

**STEEL BELTED**  
 500/60R22.5  
 560/60R22.5  
 600/50R22.5  
 710/45R22.5  
 600/55R26.5  
 650/65R26.5  
 750/55R26.5  
 600/65R34  
 650/60R34  
 710/55R34  
 800/50R34  
 850/45R34



**882** I-2

**STEEL BELTED**  
 385/65R22.5  
 500/60R22.5  
 560/45R22.5  
 560/60R22.5



**885** I-3

**STEEL BELTED**  
 560/45R22.5  
 560/60R22.5  
 580/65R22.5  
 600/50R22.5  
 650/50R22.5  
 710/45R22.5  
 600/55R26.5  
 650/55R26.5  
 650/65R26.5  
 710/50R26.5  
 750/45R26.5  
 750/60R30.5



**381** I-2

**RADIAL IMPLEMENT**  
 280/70R15  
 340/60R16.5  
 380/55R16.5  
**FABRIC BELTED**  
 500/45R20  
**AGRIFLEX**  
 IF 280/70R15


**STEEL BELTED**  
 500/50R17  
 560/45R22.5  
 620/40R22.5  
 620/50R22.5  
 710/40R22.5  
 620/55R26.5  
 710/50R26.5  
 800/45R26.5



**389 VF** H-2 H-3 H-4

650/55R26.5 VF

BIAS FLOTATION



**328** I-3

400/60-15.5  
 500/60-15.5  
 500/55-17  
 400/55-17.5  
 42x25.00-20  
 44x18.00-20  
 48x25.00-20  
 48x31.00-20  
 400/55-22.5  
 400/60-22.5  
 500/45-22.5  
 500/60-22.5  
 550/45-22.5

550/60-22.5  
 600/50-22.5  
 600/55-22.5  
 700/40-22.5  
 700/50-22.5  
 600/55-26.5  
 700/50-26.5  
 800/45-26.5  
 650/60-30.5  
 750/60-30.5  
 800/45-30.5  
 850/50-30.5

**RADIAL**  
 500/50R17  
**HEAVY DUTY**  
 700/50-22.5  
**VALUE PLUS**  
 10.0/75-15.3  
 11.0/80-15.3  
 400/60-15.5  
 400/55-22.5  
 500/45-22.5  
 500/60-22.5  
 550/45-22.5  
 550/60-22.5



**331** I-3

38x18.00-20 NHS  
 42x25.00-20 NHS  
 44x18.00-20 NHS  
 48x25.00-20 NHS  
 48x31.00-20 NHS  
 500/45-20  
 500/50-20  
 500/60-22.5  
 550/45-22.5  
 550/60-22.5  
 600/40-22.5  
 600/50-22.5  
 600/55-22.5  
 700/40-22.5  
 700/50-22.5  
 500/60-26.5  
 600/50-26.5  
 600/55-26.5  
 700/40-26.5  
 700/50-26.5  
 800/45-26.5  
 600/60-30.5  
 700/50-30.5  
 800/45-30.5  
**RADIAL**  
 600/45R22.5 SB  
 710/50R30.5 SB






























\*Under development

# FORESTRY



# FORESTRY

15 Patterns, Over 100 Sizes.

| LOG SKIDDER LS-2  | FORWARDER & HARVESTER   | FORESTRY FLOTATION   | AGRO-FORESTRY   |
|---|---|--|---|
| <ul style="list-style-type: none"> <li>Special forestry tread rubber compound</li> <li>Steel reinforced construction ensures a longer tyre life</li> <li>Low lug angle (23 degrees) provides maximum traction and mobility</li> <li>Suitable for heavy duty applications</li> </ul> | <ul style="list-style-type: none"> <li>Steel reinforced tyres ensure high cuts and puncture resistance</li> <li>Special forestry compound</li> <li>Suitable for all kinds of terrains with and without chains / bogie trucks</li> </ul>                           | <ul style="list-style-type: none"> <li>Best suited for free rolling on forestry trailers</li> <li>Strong and thick sidewalls</li> <li>Protective mud guard ensure effective self-cleaning</li> <li>Engineered for long tyre life under severe conditions in the forests</li> </ul> | <ul style="list-style-type: none"> <li>Excellent traction and machine stability on slopes</li> <li>A strong bead bundle, with extra thick reinforced sidewall ensures better protection against external damages</li> </ul> |
| <br><b>345</b>  | <br><b>342 RADIAL</b>  | <br><b>328</b>  | <br><b>333</b>   |
|    | <br><br>       |   |    |
|   | <br><b>343</b>  | <br><b>347</b>   |    |
|   | <br><br>  | <br>   |   |
|   | <br><b>344</b>   | <br><b>331</b>   | <br><b>356</b>   |
|   | <br><br> |   |    |
|   | <br><b>346</b>   | <br><b>380</b>   | <br><b>360</b>   |
|   | <br><br> |   |    |
|   |   | <br><b>370</b>  |    |
|   |   | <br><b>385</b>  |    |
|   |   | <br><b>580</b>  |    |

## FORESTRY

Alliance Forestry range of tyres are developed for modern forestry machines such as harvesters, forwarders, log skidders and high power forestry tractors. These tyres are also highly suitable for wheeled excavators, loaders, dumpers, backhoe loaders, industrial tractors and machines operating in severe terrain conditions. These tyres are characterized by high traction, low slippage and high efficiency. The Alliance Forestry tyre range consists of flotation tyres for modern forwarders, harvesters and harwarders. Agro-Forestry R-1 tyres have superior puncture resistance and are used in combined agricultural, forestry and industrial applications. Moreover Alliance Log Skidder LS-2, and forestry trailer tyres augment the extensive range. All forestry tyres from Alliance are steel belted.

LOG SKIDDER



18.4-26  
23.1-26  
28L-26  
16.9-30  
18.4-30  
24.5-32  
30.5L-32  
35.5L-32  
18.4-34

**345**

LS-2

FORWARDER & HARVESTER



600/50R24.5  
650/45R24.5  
710/40R24.5  
600/55R26.5  
710/45R26.5  
600/60-28  
600/60R28  
600/65R34  
710/55R34  
650/65-38  
650/65R38  
710/70R42

**342**

LS-2



600/50-22.5  
710/40-22.5  
710/40-24.5  
600/55-26.5  
650/65-26.5  
710/45-26.5  
750/55-26.5  
800/40-26.5

**343**

LS-2



600/65-34  
700/55-34  
700/70-34

**346**

LS-2




600/50-22.5  
710/40-22.5  
710/40-24.5  
650/45-24.5  
54x37.00-25  
600/55-26.5  
650/65-26.5  
700/50-26.5  
710/45-26.5  
710/60-26.5  
750/55-26.5  
800/40-26.5

**344**

LS-2

800/40R26.5  
870/45-26.5

FLOTATION & TRAILER



400/60-15.5  
500/60-15.5  
500/55-17  
500/45-22.5  
550/45-22.5

**328**

I-3



500/60-22.5  
550/45-22.5  
600/40-22.5  
700/45-22.5  
500/60-26.5  
800/45-26.5  
600/60-30.5  
700/50-30.5  
800/45-30.5

**331**

I-3



750/45-26.5

**380**

I-3

AGRO FORESTRY



320/85-24  
380/85-24  
380/85-28  
420/85-28  
420/85-30  
460/85-30  
420/85-34  
460/85-34  
420/85-38  
460/85-38  
520/85-38  
520/85-42

**333**

R-1



23.1-34

**347**

R-1



710/70R42

**365**

R-1W

# FORESTRY

AGRO FORESTRY



480/65-24  
480/65-28  
540/65-28  
600/65-28  
600/65R28  
540/65-30  
540/70-30  
540/65-38  
600/65-38  
650/65-38  
650/75-38  
710/70R38  
650/65R42

**360**

R-1W



380/70-24  
420/70-24  
380/70-28  
420/70-28  
480/70-28  
480/70-34  
520/70-34  
480/70-38  
520/70-38  
580/70-38

**370**

R-1W



18.4-34  
20.8-38

**385**

R-1W



400/70-20

**580**

R-1



11.2-24  
12.4-24  
13.6-24  
14.9-24  
18.4-26  
13.6-28  
14.9-28  
16.9-28  
14.9-30  
16.9-30  
18.4-30  
16.9-34  
16.9-38

**356**

R-1


















































18.4-38  
20.8-38

# INDUSTRIAL & OTR



# INDUSTRIAL










































45 Patterns,

| BACKHOE LOADER   | SKID STEER   | MULTIUSE RADIAL  | EARTHMOVER / LOADER / GRADER   |
|--|--|--|--|
| Radial   |  | Radial   | Diagonal   |
| <ul style="list-style-type: none"> <li>Wide range of designs offering with front &amp; rear axle combinations</li> <li>Suitable for varied applications and terrain</li> </ul>                       | <ul style="list-style-type: none"> <li>Available in both radial &amp; diagonal constructions</li> <li>High performance tyres engineered for skid steer applications</li> </ul>                             | <ul style="list-style-type: none"> <li>Largest range of sizes for Agro-Industrial / municipal tractor</li> <li>Ideal for multiple machines, application &amp; terrains</li> </ul>  | <p><b>E-2 / L-2 / G-2</b></p> <ul style="list-style-type: none"> <li>Wide range of robust traction designs for earthmovers, loaders &amp; graders</li> </ul>   |
|  <p><b>500</b></p>                 |  <p><b>550 MULTIUSE</b></p>              |  <p><b>550 MULTIUSE</b></p>    |  <p><b>302</b></p>   |
|  <p><b>550 MULTIUSE</b></p>        |  <p><b>906</b></p>                       | <p><b>EARTHMOVER / LOADER / GRADER</b></p>   |  |
|  <p><b>570</b></p>                 |  <p><b>903</b></p>                       | Radial   |  <p><b>306</b></p>                       |
|  <p><b>606</b></p>               | <p><b>COMPACT WHEEL LOADER</b></p> <ul style="list-style-type: none"> <li>Wide range of radial and diagonal designs available for a wide variety of construction including compact wheel loader</li> </ul> |  |  <p><b>307</b></p>                       |
|  <p><b>608</b></p>             | Radial   |  <p><b>600</b></p>   |  <p><b>308</b></p>                   |
|  <p><b>580 HD</b></p>          |  <p><b>550 MULTIUSE</b></p>          | <p><b>E-3 / L-3 / G-3</b></p> <ul style="list-style-type: none"> <li>Heavy Duty OTR tyres</li> <li>Superior wear resistant compound</li> <li>Reduces chipping and chunking</li> </ul>  |  <p><b>326</b></p>               |
| Diagonal   |  |  | <p><b>E-3 / L-3 / G-3</b></p> <ul style="list-style-type: none"> <li>Heavy Duty OTR tyres</li> <li>Superior wear resistant compound</li> <li>Reduces chipping and chunking</li> </ul>  |
| <ul style="list-style-type: none"> <li>Wide range of designs offering with front &amp; rear axle combinations</li> <li>Suitable for varied applications and terrain</li> </ul>                       |  <p><b>606</b></p>                   |  <p><b>650</b></p>     |  <p><b>310</b></p>               |
|  <p><b>239</b></p>             |  <p><b>608</b></p>                   | <p>Speciality Winter Radial</p> <ul style="list-style-type: none"> <li>New generation Multiuse OTR tyres</li> <li>Can be used on snow, ice, sand &amp; also on hard surfaces</li> </ul>  |  <p><b>SUPER GRIP 318</b></p>    |
|  <p><b>321</b></p>             |  <p><b>225</b></p>                   |  <p><b>655 MULTIUSE</b></p>     |  |
|  <p><b>533</b></p>             |  <p><b>317</b></p>                   |  |  |
|  <p><b>321 HD</b></p>          |  <p><b>323</b></p>                   |  |  |
|  <p><b>533 HD</b></p>          |  <p><b>TOUGH TRAC 325</b></p>        |  |  |
|  <p><b>TOUGH TRAC 325</b></p>  |  |  |  |



# & OTR

Over 250 Sizes.

| EXCAVATOR   | TELEHANDLER  | TRANSPORT APPLICATION  | INDUSTRIAL / PORT APPLICATION   |
|---|--|--|---|
| Radial  | Diagonal   |  | E-3   |
| <ul style="list-style-type: none"> <li>World-class &amp; innovative solutions for excavator applications</li> <li>Dual Master &amp; Heavy Duty flotation sizes, engineered for large capacity machines &amp; for a variety of terrains</li> </ul> | <ul style="list-style-type: none"> <li>Directional &amp; non-directional tread designs available for tele-handlers working on multiple terrains</li> <li>Ideal for agricultural, industrial &amp; material handling</li> </ul> | <ul style="list-style-type: none"> <li>Ideal for dump trucks and industrial platforms</li> </ul>   | <ul style="list-style-type: none"> <li>Superior abrasion &amp; heat resistant port compound enables these E-3 tyres to last longer than competition</li> </ul>  |
|  <p><b>DUAL MASTER 506</b></p>    |  |  <p><b>210</b></p>    |  <p><b>309</b></p>    |
|  <p><b>DUAL MASTER 528</b></p>    |  <p><b>323</b></p>   | <p><b>MOBILE CRANE</b></p> <ul style="list-style-type: none"> <li>Engineered for multi-axle, High Speed mobile cranes</li> <li>High stability &amp; load carrying capacity</li> </ul>  |  <p><b>311</b></p>   |
|  <p><b>624</b></p>    |  <p><b>TOUGH TRAC 325</b></p>                                |  <p><b>630</b></p>   |  <p><b>318</b></p>   |
|  <p><b>380 HD</b></p>   | Radial   |  | E-4.5   |
|  <p><b>390 HD</b></p>   |  <p><b>570</b></p>                                        |  | <ul style="list-style-type: none"> <li>Class leading E-4.5 tread depth</li> <li>Designed for large capacity Reach Stacker</li> </ul>  |
| Diagonal  |  <p><b>580</b></p>                                       |  |  <p><b>315</b></p>    |
| <ul style="list-style-type: none"> <li>World-class &amp; innovative solutions for excavator applications</li> <li>Heavy Duty flotation sizes, engineered for large capacity machines &amp; for a variety of terrains</li> </ul>                   |  <p><b>606</b></p>                                       |  | <p><b>UNDERGROUND MINING</b></p> <ul style="list-style-type: none"> <li>High abrasion and heat resistance</li> <li>High stability &amp; load carrying capacity</li> </ul>   |
|  <p><b>224</b></p>    |  <p><b>608</b></p>                                       |  |  <p><b>314</b></p>    |
|  <p><b>225</b></p>    | <p><b>COMPACTOR</b></p>  |  |   |
|  <p><b>839</b></p>    |  <p><b>329</b></p>                                       |  |   |
|  <p><b>331 HD</b></p>   |  <p><b>330</b></p>                                       |  |   |
|  <p><b>344</b></p>    |  |  |   |

## INDUSTRIAL & OTR

Alliance tyres, with its wide range provides customised solutions for a large variety of Industrial and Off-The-Road applications, provides customized solutions for a large variety of such applications. Dedicated tread pattern and construction for each specific application results in increased productivity and huge savings. Alliance OTR and Industrial tyres are specially engineered with heat and cut resistant tread compounds for long life. The robust casing provides high strength and better performance.

# INDUSTRIAL & OTR

SKID STEER



265/70R16.5  
(10R16.5)  
305/70R16.5  
(12R16.5)  
**MPT**  
250/75R16IND

**550**

R-4



10-16.5  
12-16.5

**SK 906**

R-4



10-16.5NHS  
12-16.5NHS

**SK 903**

R-4



440/80R24 IND  
(16.9R24)  
460/70R24 IND  
(17.5LR24)  
500/70R24 IND  
(19.5LR24)  
440/80R28 IND  
(16.9R28)  
500/70R28 IND  
(19.5LR28)

**580**

R-4



19.5LR24  
460/70R24  
(17.5LR24)  
400/70-20  
17.5L-24  
405/70R20 EM  
405/70R20 MPT

**570**

R-4



14-17.5  
14-17.5 NHS  
14.5/75-16.1SL

**239**

R-4

BACKHOE LOADER



14.9-28  
16.9-28  
15.5-25  
16.5/85-28

**302**

R-4



10.5/80-18  
12.5/80-18  
10.5-20  
12.5-20  
12.5/80-18 HD  
10.5/80-18  
12.5/80-18  
10.5-20  
12.5-20

**321**

R-4



17.5LR24

**500**

R-4



11L-15  
11L-15SL  
11L-16  
11L-16SL

**211**

F-3



15.5/80-24  
16.5/85-24  
16.5/85-28  
14.9-24  
16.9-24  
17.5L-24  
18.4-24  
19.5L-24  
21.0L-24  
18.4-26  
16.9-28  
18.4-28  
16.9-30

**533**

R-4



**TOUGH TRAC**

280/80-18  
340/80-20  
400/80-24  
440/80-24

**325**

R-4



460/70R24 IND  
(17.5LR24)  
500/70R24 IND  
(19.5LR24)  
480/80R26 IND  
(18.4R26)

**550**

R-4

TELEHANDLER



405/70-20  
16.0/70-20  
405/70-24  
16.0/70-24

**323**

R-1



405/70R20 EM  
425/55R17  
405/70R20 MPT  
445/70R24 MPT  
495/70R24 MPT

**570**

R-1



280/80R18 480/80R26  
340/80R18 440/80R28  
280/80R20 500/70R28  
340/80R20 **MPT**  
380/75R20 340/80R20  
400/70R20 425/75R20  
425/75R20  
405/70R24  
440/80R24  
460/70R24  
500/70R24

**580**

R-4

\*Under development

# INDUSTRIAL & OTR



280/80R18 IND  
(10.5R18)  
340/80R18 IND  
(335/80R18)  
(12.5R18)  
280/80R20 IND  
(10.5R20)  
340/80R20 IND  
(12.5/80R20)  
380/75R20 IND  
(14.5R20)  
400/70R20 IND  
425/75R20 IND  
(16.5R20)

405/70R24 IND  
440/80R24 IND  
(16.9R24)  
460/70R24 IND  
(17.5LR24)  
500/70R24 IND  
(19.5LR24)  
480/80R26 IND  
(18.4R26)  
440/80R28 IND  
(16.9R28)  
500/70R28 IND  
(19.5LR28)

**580** R-4



10.5-18  
12.5-18  
10.5-20  
12.5-20  
14.5-20  
16/70-20  
405/70-20  
10.5-18  
12.0-18  
12.5-18  
10.5-20  
12.5-20  
14.5-20

**317** R-4



15.5/55R18

**601** M+S

COMPACT WHEEL LOADER



335/80R18  
365/70R18  
405/70R18  
12.5R20  
16/70R20  
335/80R20EM  
365/80R20EM  
405/70R20EM  
16/70R24  
17.5/70R24  
405/70R24EM  
455/70R24EM

335/80R18  
365/70R18  
405/70R18  
335/80R20  
365/80R20EM  
405/70R20  
16/70R24  
405/70R24  
455/70R24

**606** R-4



365/70R18  
405/70R18  
335/80R20  
365/80R20  
405/70R20  
455/70R20  
335/80R18  
365/70R18EM  
405/70R18  
365/80R20  
405/70R20

**608** R-4



**MPT**  
12.5-20

**225** MPT



250/75R16IND  
MPT

**550** R-4



425/55R17  
19.5LR24  
460/70R24  
(17.5LR24)  
500/85R24  
**DIAGONAL**  
400/70-20  
17.5L-24

**570** R-4



14.9-24  
16.9-24  
17.5L-24  
18.4-24  
19.5L-24  
21.0L-24  
18.4-26  
16.9-28  
18.4-28  
16.9-30

**533** R-4

RADIAL EARTHMOVER



15.5R25  
17.5R25  
15.5R25  
17.5R25

**600** E-2  
L-2



15.5R25  
20.5R25  
23.5R25  
26.5R25  
15.5R25  
20.5R25  
23.5R25  
26.5R25

**650** E-3  
L-3



14.00R24  
15.5R25  
17.5R25  
20.5R25  
15.5R25  
17.5R25  
20.5R25

**655** E-3  
L-3



17.5R25

**690** E-3  
L-3



12.5R20

**300** MPT

# INDUSTRIAL & OTR



11.00-20  
12.00-20  
11.00-24  
12.00-24

**210**

EM



12.5-20MPT  
12.5R20  
405/70-20MPT  
8.25-20ML  
9.00-20ML  
10.00-20ML  
11.00-20ML  
15-22.5ML  
12.5-20  
405/70-20  
12.5-20

**225**

MPT



15.5-25  
14.9-28  
16.9-28  
16.5/85-28  
15.5-25

**302**

E-2  
L-2

BIAS EARTHMOVER



13.00-24TG  
14.00-24TG  
16.00-24TG  
17.5-25  
20.5-25  
13.00-24TG  
14.00-24TG  
16.00-24TG  
17.5-25  
20.5-25  
13.00-24  
14.00-24NHS

**306**

E-2  
L-2

17.5-25  
20.5-25  
14.00-24\*  
13.00-24\*  
14.00-24  
15.5-25\*  
17.5-25\*  
20.5-25\*



14.00-24  
13.00-24  
15.5-25  
17.5-25  
20.5-25

**307**

E-2  
L-2



**LOADER DOZER**  
15.5-25  
17.5-25  
20.5-25  
  
**TRANSPORT & GRADER**  
15.5-25  
17.5-25  
20.5-25

**308**

E-2  
L-2



16.00-24TG  
**LOADER DOZER**  
16.00-24  
16.00-25  
**TRANSPORT**  
16.00-25

**310**

E-2  
L-2



**LOADER DOZER**  
17.5-25  
18.00-25  
20.5-25  
23.5-25  
26.5-25  
29.5-25  
  
**TRANSPORT & GRADER**  
17.5-25  
18.00-25  
20.5-25  
23.5-25  
26.5-25  
29.5-25

**318**

E-3  
L-3



**LOADER DOZER**  
16/70-20EM  
(405/70-20)  
16/70-24EM  
(405/70-24)  
22/70-24  
(20-24EM)  
  
**TRANSPORT**  
16/70-20EM  
(405/70-20)  
16/70-24EM  
(405/70-24)  
20-24EM  
22/70-24

**326**

E-3  
L-3

PORT



14.00-24

**309**

E-3



280/75R22.5

**505**

IND-3



18.00-25

**318**

E-3



18.00-25

**315**

E-4.5



16.00R25\*

**609**

E-3



18.00R25\*

**610**

E-3

\*Under development

# INDUSTRIAL & OTR

UNDER GROUND MINING



12.00-24

**314**

L5-S

EXCAVATOR



18-19.5

**224**

R-4



8.25-20ML  
9.00-20ML  
10.00-20ML  
11.00-20ML  
15-22.5ML

**225 MPT**



500/45-20  
600/40-22.5  
600/50-22.5  
650/45-22.5  
700/40-22.5

**331**

I-3



620/40R22.5

**380**

I-3



600/50R22.5  
500/45R22.5 MPT  
600/50R22.5 MPT

**390**

I-2



315/80R22.5

**506**

R-4



315/80R22.5

**528**

R-4



445/70R19.5  
(18R19.5)\*  
445/70R19.5  
445/70R22.5  
(18R22.5)

**624**

R-4



9.00-20  
10.00-20  
11.00-20

**839 NHS**



600/40-22.5

**344**

LS-2

COMPACTOR



**DRIVE WHEEL**  
14.9-24  
16.9-24  
18.4-26  
23.1-26  
**HEAVY DUTY**  
28L-26  
13.6-28  
**IMPLEMENT**  
13.50-16.1SL

**329**

R-3



23.1-26  
28L-26  
23.1-26  
28L-26

**330**

R-3

MOBILE CRANE



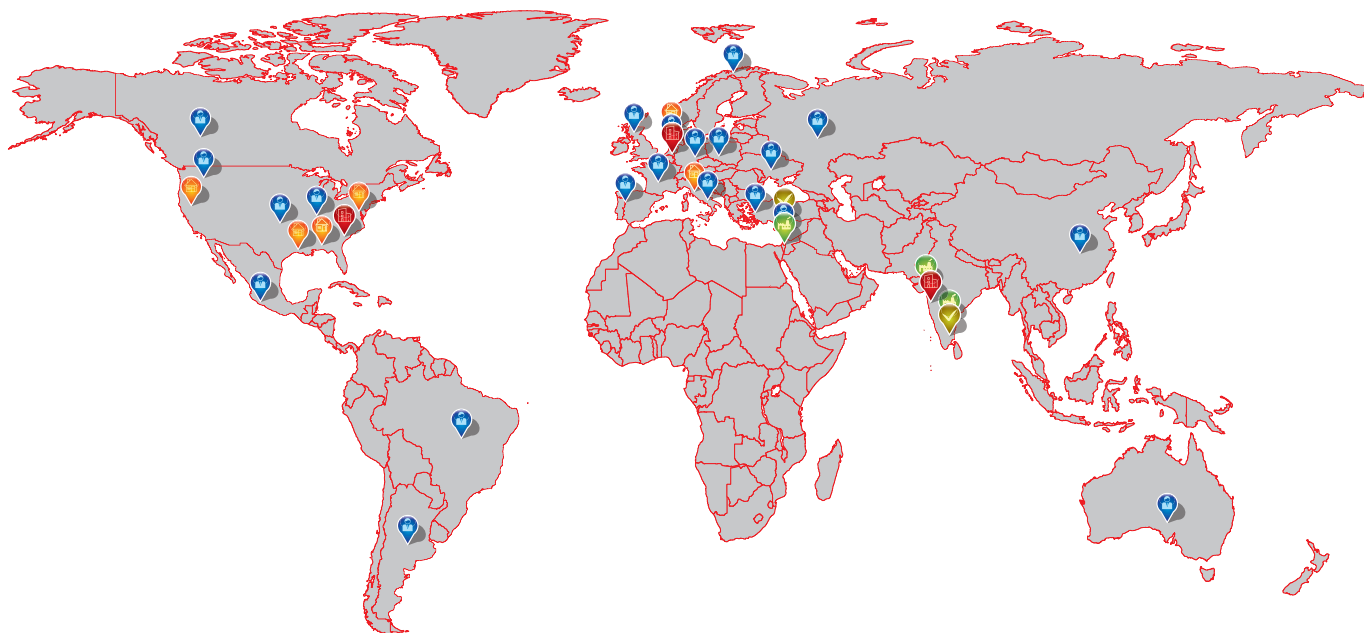
16.00R25




**630**





# GLOBAL REACH



-  Regional Offices
-  R & D Centers
-  Manufacturing Units
-  Warehouses
-  Sales and Technical Representatives

## OFFICES:

### Alliance Tire Europe BV

De Entree 59  1101 BH Amsterdam Zuidoost - The Netherlands  
TEL: +31 (0)20 2184 770 • FAX: +31 (0)20 2184 771

### Alliance Tire Company Ltd.

PO BOX No. 48,  
Hadera, 38100 Israel.  
TEL : 972 4 6240520  
FAX : 972 4 6240555

### ATC Tires India Pvt. Ltd.

Plot No. 53 & 27-C, 2nd Floor,  
Empire Complex, Senapati Bapat Marg,  
Lower Parel, Mumbai - 400013  
TEL : +91 22 3957 9600  
FAX : +91 22 39579699

### Alliance Tire Americas Inc.

201 Edgewater Drive, Suite 285  
Wakefield, MA 01880  
TEL : 781-321-3910  
Toll Free : 800-343-3276  
FAX : 781-322-2147

Contact : [info.europe@atgtire.com](mailto:info.europe@atgtire.com)

### Regional Offices & Representatives

Argentina • Australia • Brazil • Canada • China • France • Germany • Iberia • India • Israel • Italy • Poland • Russia • Scandinavia • The Netherlands • Turkey • Ukraine • UK • USA

Distributor:

**Disclaimer:** Tyre specifications mentioned in this document are subject to change with no prior intimation or notice. Please visit [www.atgtire.com](http://www.atgtire.com) for updated information and details.

[www.atgtire.com](http://www.atgtire.com)